

KMT Waterjet Cutting Nozzles

IDE[®] DIAMOND 60,000psi NOZZLE


(IDE - Integrated Diamond Eductor)

DIAMOND MOUNTING DESIGN IMPROVES ALIGNMENT & CUTTING PERFORMANCE

- Up to 50% more productivity-no maintenance down time*
- From 10 to 20 times greater mean time between failure
- Superior edge quality



IDE[®] PRO
90,000psi/6.200bar
Pressure Available




COMPLETE IDE[®] ASSEMBLY

HyperTube™ PRO Focusing Tube

The superior design of the HyperTube™ PRO is engineered for longer, more uniform wear preventing “focusing tube blow-out”. The HyperTube™ PRO includes an Indexing feature to insure uniform internal abrasive wear.

(HyperTube™ PRO Trademark US Patent Pending)



Indexing Feature:

Before using HyperTube[®] PRO, line up “star” marking on same face as the abrasive feed connection.

Rotate 90° clockwise on a regular, scheduled maintenance program 3X before replacing.


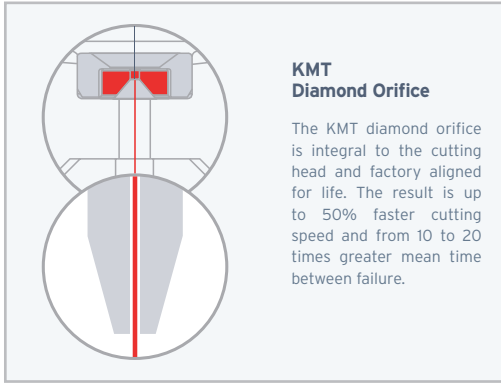


KMT Waterjet now offers a Cut Calculator APP that compares 90,000psi to 60,000psi cutting.



*The KMT Integral Diamond Eductor consistently demonstrates superior performance and reduced operating cost when compared to competitive brand abrasive cutting heads.

MOUNT ALIGNMENT COMPARISON
KMT vs. COMPETITIVE BRANDS



Reduced Operating Cost

The integral diamond orifice reduces operating costs with faster cutting, extended focusing tube life and dramatically reduced downtime. The KMT Integral Diamond Eductor has demonstrated 1000+ cutting hours in the field for many applications.

Faster Cutting Speed

Precise alignment of the diamond orifice with the mixing tube allows maximum power to be delivered to the cutting surface. This extends the focusing tube life and increases the cutting speed.

Dead-On Alignment

The diamond orifice is imbedded, thus integral to the mixing chamber. The jet stream is precisely directed through the focusing tube eliminating misalignment, over-torquing, and stack up errors.

Revolutionary Mixing Chamber Design

KMT has redefined the concept of the "mixing chamber" with our coalescing plenum. The advanced coalescing plenum provides a more effective and more efficient abrasive feed. The result is **no maintenance** on the cutting head, maximum cutting power and ultimate performance.

KMT HIGH PRESSURE PUMPS - THE WATERJET INDUSTRY'S BROADEST RANGE OF OPTIONS



KMT Waterjet Systems Inc.

The Right Pump Matters

635 W. 12th Street • P.O. Box 231 • Baxter Springs, KS 66713
Tel.: 1-620-856-2151 • Fax: 1-620-856-5050
www.kmtwaterjet.com • sales@waterjet.com

IDE 60K ASSY
4/19/2017